



# 015JA SERIES

## Traditional aluminium louver shutter

The TRINIDAD® aluminium louvre blind is a window feature blending good looks with ease of fitting, with absolutely no concession to quality and weatherproofing standards.

### SECTIONS

**Simple stock management :** There are only five sections in the shutter's construction

- Different top and bottom transoms (simple machining and material savings)
- Opening by casement bolt or winding handle
- Insect screen option for clipping to fixed frame

### INNOVATION

**2 types of side mullion available :**

- **Standard side mullions:** U-section with slide-in cap assembled onto the straight-cut transom
- **Side mullions made from two complementary half-sections, enabling :**
  - Access to the mechanism without removing the louvre unit once fitted and sealed
  - Exterior weatherproofing of frames fitted at a height without the need for cranes, aerial platforms, or ladders

### PERFORMANCE

**WEATHERPROOFING :**

For dimension 890W x 990H / **AEV** (air, water, wind) test results: **A\*3 E\*7A V\*A4**

### CLOSURE

**Two blind closing systems :**

- Casement bolt
- Winding reel (manual or powered)

The notched casement bolt gives three position settings: closed, 45°, and 80°.

An adjustable drive system allows perfect adjustment of the louvres when fitting.

### FEATURES

- Fixed frame width 51mm
- Two options for mullion installation
- Insect screen can be fitted
- Punching tool available for drain holes, transom/mullion assembly, and louvre holes for variable pitch
- Available in all Profils Systèmes' exclusive colours : Terra Cigala®, Maohé®, Eclats Métalliques®, Profils Color®, Terre de Matières®
- Colour shades guaranteed up to 25 years



Laquage Garanti



\*Conditions disponibles sur dépliant Garanties réf 094.045



Label\*



Licence n°549

# TRINIDAD

## 015JA SERIES

### Ventilation & security

Ideal for tropical regions, the TRINIDAD® aluminium louvre blind guarantees good security with good ventilation and fine management of sunlight entry.



### GLAZING

- The 6mm infill can be glass, aluminium, or other louvers.
- In heights of 120mm, 150mm, or adjustable.

### JOINING SECTIONS

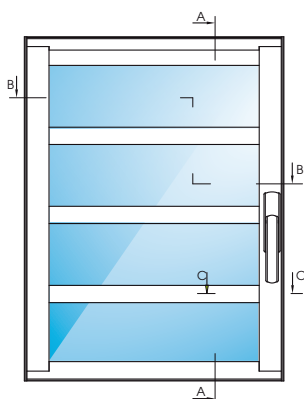
- Adaptor and joining sections available for joining together louvre blind units installed side by side
- With its 51mm frame, the TRINIDAD® louvre blind is perfectly suited to the FURIO® and FLAMINGO® sash and hinged series

### ASSEMBLY

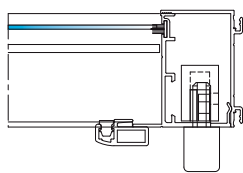
- The mullions and the control rod can be delivered pre-drilled.
- Machining kept to a minimum: only drain holes assembly of sections, and fitting required.

### SECTIONS

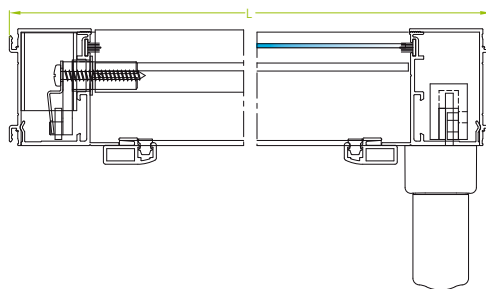
Louvre blind



B-B (winch assembly)



B-B (casement bolt assembly)



C-C

