

# CUZCO

MADE IN FRANCE

## 712 SERIES

### Newlook, automated\* aluminium sliding pocket door for sunrooms

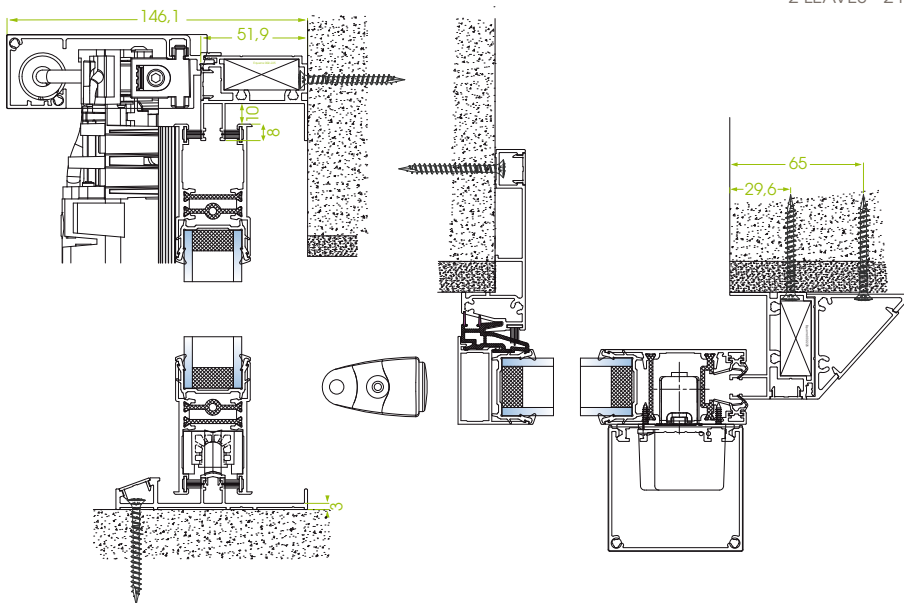
CUZCO® 712 series is the very latest generation of new look, automated aluminium sliding pocket door developed by Profils Systèmes. Designed to act as an attractive separation between indoors and the sunroom, the Cuzco® new look aluminium sliding pocket door is also an efficient barrier against temperature change in case of very hot or very cold weather. An economical solution, the Cuzco® 712 new look aluminium sliding pocket door optimises manufacturing costs due to the absence of side jambs in the 2 and 4 leaves versions.

STRAIGHT  
Design

FACTORY  
SPIRIT

#### SECTION

Sliding door with visible pocket - 1 automated leaf  
28mm opening frame



#### FEATURES

- **FACTORY SPIRIT®** Design
- **Economical** solution
- For **indoor use** only
- Optional **automation** and **LED strip** lighting
- **Glazing** up to **28 mm**
- **Extra large** sizes: up to 3m high
- **Maximum** weight / leaf: **250 kg**
- Disabled **access sill**
- Available in all Profils Systèmes exclusive colours: **Terra Cigala®, Profils Color®, Terre de Matières®**
- **Colour hold** guaranteed up to **25 years\***

#### RANGE

- **Extra high frame**: up to 3m
- Optional **\*Automation** of 1 leaf sliding door
- Optional **LED strip lighting** on jambs and transoms

#### CONFIGURATIONS

POCKET with Automation

POCKET




AUTOMATED 1 LEAF - 1 RAIL

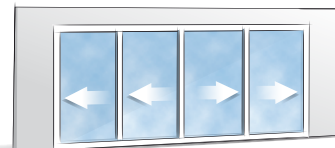


1 LEAF - 1 RAIL

POCKET



2 LEAVES - 2 RAILS



4 LEAVES - 2 RAILS

#### GLAZING

- **Double glazing** available
- Glazing thickness: **28 mm**
- Maximum weight: **250kg** / leaf

**Profils**  
SYSTEMES

*Choose your profile*

## 712 SERIES

### Newlook, automated\* aluminium sliding pocket door for sunrooms

#### MAX DIMENSIONS

Opening sections	Width (mm)	Height (mm)
2 leaf sliding door:	3 000	3 000
Per leaf:	1 500	3 000

#### FIXED FRAME

- 52mm Module, 1 rail
- 110mm Module, 2 rails

#### OPENING FRAME

Opening frame with 28mm to 32mm polyamide strips

#### ASSEMBLY

- Fixed frame 45° or 90° cut with pin corner cleats
- Opening frame 45° cut with stainless steel screws in screw recesses

#### WEATHER TIGHTNESS

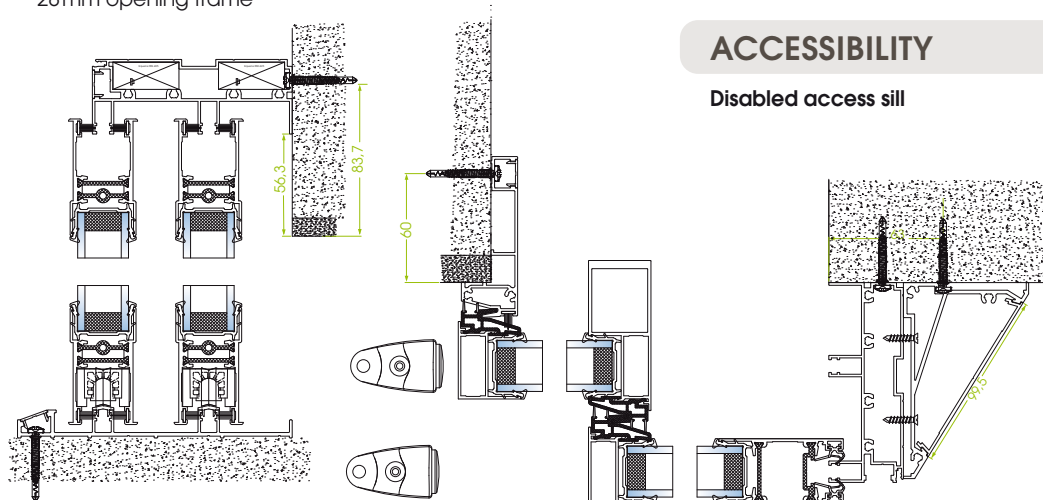
- By brush seal or TPE seal between the various profiles
- By co-extruded seal between joints

#### LOCKING

1 to 5 point locking systems, keyed or unkeyed

#### SECTION

2 leaves, 2 rails visible sliding pocket door  
28mm opening frame



#### WHEELS

Single or double 22mm wheels, adjustable or not

#### ACCESSIBILITY

Disabled access sill