



SERIES 112

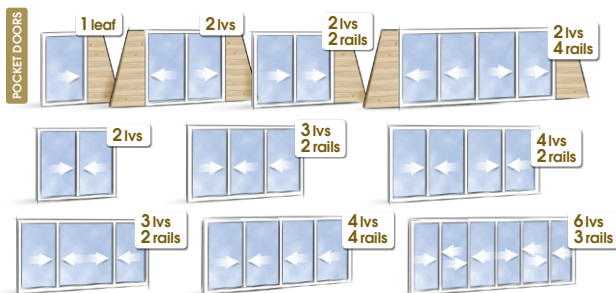
Aluminium sliding window non thermal break

DZA® is a range of traditional sliding aluminium joinery with no thermal break. This range allows large-sized windows to be constructed with up to 6 leaves and 3 rails.

For a slim minimalist version, a central cross-bars of just 22mm is available as an option, reducing the aluminium sightline.



CONFIGURATIONS



FACTORY SPIRIT® VERSION

Factory Spirit® Design: sleek, spare lines on all opening and fixed sections.

SLIM OPTION

Optimised central cross-bars: **visible aluminium reduced to just 22mm!**

ASSEMBLY

- **Fixed frame** : - mitred, with cleat angle fixing or crimped and glued
- straight cut on 2 and 3 rails
- **Opening section** : straight cut, by screws into sockets
All fixings are aluminium or stainless steel.

GLAZING

- Available in **single** or **double glazing**
- **Glazing thickness** from **6 to 26 mm**, groove assembly, minimum slot height 20mm, waterproof finish complies with DTU 39

FEATURES

- **Large dimension** (anticyclone interlock profiles)
- **Complete range**
- **Very smooth movement** to flexible joint attached to rail
- **Louwer blinds** can be integrated into the leaf via a specially designed profile
- Max. dimensions up to: **W 3500 x H 2600mm** and **160kg / leaf**
- **Slim option** : central cross-bars of 22mm
- **Disabled access** sill
- **Pocket sliding** up to **4 leaves on 2 rails**
- **Multipoints locking**
- **Mosquito screen fits** into rail included in frame
- Available in all Profils Systèmes' exclusive colours : **Terra Cigala®, Profils Color®, Terre de Matières®**
- **Colour shades guaranteed up to 25 years**

RATINGS

Weather tightness: Dimensions W 2400 x H 2200 mm
Results AEV : **A*4 E*7B V*E2400C** Sliding window 2 leaves

Acoustic: Glazing **4/6/10** : Ra, tr = **33 dB**

FRAME

Tubular fixed frame: Straight edges inside and outside. Weather-drips and joint covers can be clipped on and jamb liners can be used to take in lining and joint covers on the inside.

OPENING SECTION

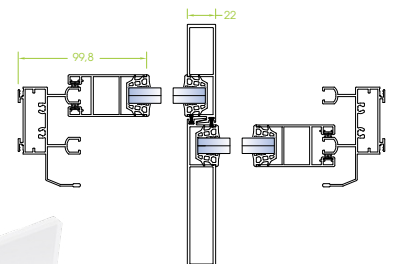
- Straight (or curved) **lateral and central cross-bars** with tubular cross-section, available in plain or reinforced versions according to dimensions and building weather exposure
- **Transoms** can be fitted with straight cut, screw-fixed

SLIDING WINDOW CARRIAGE

25mm sliding gate wheel on needle bearing. Very smooth roller movement thanks to a flexible joint attached to the rail.

SECTION

Sliding window - 2 leaves
2 rails Factory Spirit® with Slim minimalist option



Choose your profile

DZAO

FACTORY
SPIRIT

MADE IN
FRANCE

SERIES 113P

Traditional aluminium door non thermal break

The DZAO® range is designed for the fabrication of traditional entrance doors with no thermal bridge break.

Thanks to its strong construction and its design, it can be used as a front door, patio door or incorporated in any façade joinery.

STRAIGHT
Design

FACTORY
SPIRIT

FRAME

Tubular 51mm fixed frame with clip-on weatherdrip available and jamb liners to cover lining.

OPENING SECTION

Curved tubular opening section inside and outside opening in **55** and **58,4mm**.

ACCESSIBILITY

Disabled access sill.

FACTORY SPIRIT® VERSION

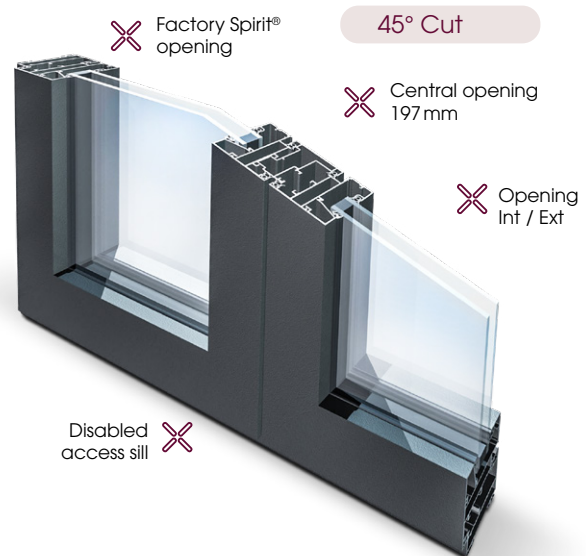
Factory Spirit® Design : straight, sleek lines on all fixed and opening sections

LOCKING

- 1, 2 or 3-point locking.
- Locks fit European groove with specialised hardware

FEATURES

- **Sturdy** and elegant
- **Made in France**
- **Max. dimensions** : up to **W2400 x H3000mm**
- **Multi-point automatic** locking
- **Disabled access** : flat and waterproof sill
- Panel or glazing from **4 to 30mm**
- Excellent **water resistance**
- **Combined window** can be incorporated
- **Simplified gaskets** : saves time
- **Handle** without base-plate available
- **Powder thermo-lacquering** : no VOC waste
- **Colour shades guaranteed up to 25 years**
- Available in all Profils Systèmes' exclusive colours : **Terra Cigala®, Profils Color®, Terre de Matières®**



ASSEMBLY

Fixed frame and opening section : mitred, with cleat angle fixed

RATINGS

Weather tightness :

Dimensions W1530 x H2150mm / Results AEV : **A*4 E*8A V*E2400C**
Door 2 leaves

Dimensions W1530 x H1480mm / Results AEV : **A*4 E*9A V*E2400C**
Casement window 2 leaves

Acoustics :

Glazing **38/23** : Ra, tr = **36 dB** - Glazing **4/6/10** : Ra, tr = **35 dB**

GLAZING

Single or insulating glazing from 4 to 30mm (50mm with expander) held by 2 EPDM joints and 1 clip-on glazing bead minimum height 21mm (base of groove).

POWDER COATING
GUARANTEED
25
YEARS

QUALIFON
MEMBER

QualiSign
PROFILS SYSTEMES
L'ALUMINIUM QUALITÉ

LABORATOIRES DANS L'AIR INTÉRIEUR
A+
A+ A+ B+ C+

www.profil-systemes.com

Parc Activités Massane - 10 rue Alfred Sauvy
34 670 Baillargues - France / Tél : +33 4 67 87 67 87
A Corialis affiliated company

Profils
SYSTEMES

This guarantee is only available to professional retailers who are clients of Profils Systèmes, see terms and conditions of sale at www.profil-systemes.com *Certificat n°002-529